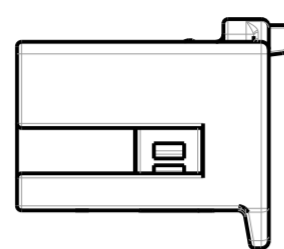
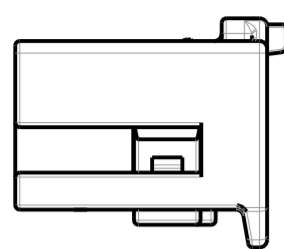

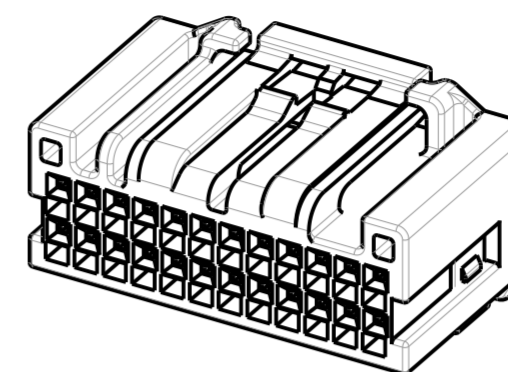
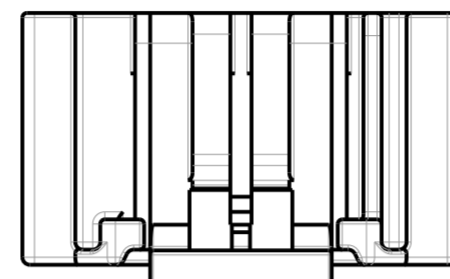


TPA LOCKING POSITION



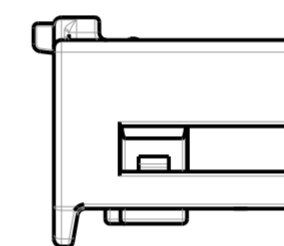
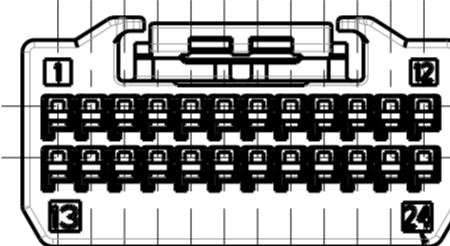
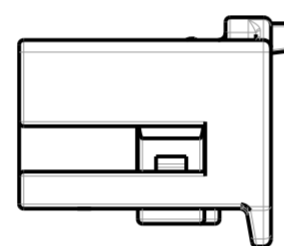
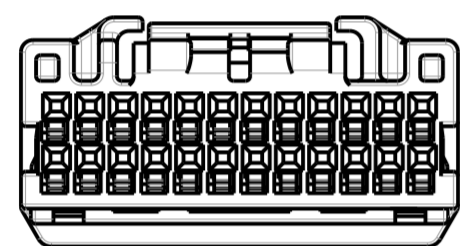
1st LOCK POSITION
(DELIVERY SHAPE FOR CUSTOMER)

2nd LOCK POSITION

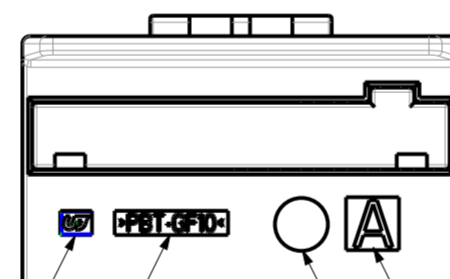


ISO VIEW

REV	REVISION RECORD	DATE	DRWN	CHKD	APVD
1	ENGINEERING CONTROLLED	17.JUN'21	SJ	KH	CY



CIRCUIT NO.



UJU LOGO
RECYCLE MARK
CAVITY NO.
DATE MARK (MM/YY)

- NOTE
1. GENERAL TOLERANCE : SEE TABLE TOLERANCE
 2. DELIVERY CONDITION : TPA FIRST LOCK POSITION
 3. HSG DESCRIPTION : SEE TABLE-1
 4. APPLICABLE RECEPTACLE TERMINAL : SEE TABLE-2
 5. REFERENCE MATING CONNECTOR IS KH2100052

TOLERANCE

10MAX	30MAX	50MAX	70MAX	100MAX	120MAX	250MAX	250VR	ANGLE
± 0.15	± 0.20	± 0.30	± 0.40	± 0.50	± 0.75	± 0.9	± 1.4	± 0.5°

TABLE-1

DESCRIPTION	PART NO.	CODE	MATERIAL	FINISH/COLOR
025_II_24F_ASSY_NR	KH2100049-10	-	PBT-GF10	NATURAL
025_II_24F_ASSY_BK	KH2100049-20	-	PBT-GF10	BLACK

TABLE-2

DESCRIPTION	PART NO.	WIRE RANGE	MATERIAL	FINISH
025_II_FEMALE_TERMINAL(M)	KH2000016-21	0.3 ~ 0.5 SQ	COPPER ALLOY	PRE-TIN

NO.	DESCRIPTION	PART NO.	CODE	MATERIAL	FINISH/COLOR	Q'TY
2	025_II_24F_TPA_GN	KM2100051-70	-	PBT-GF10	GREEN	1
1	025_II_24F_HSG_NR	KM2100050-10	-	PBT-GF10	NATURAL	1
	025_II_24F_HSG_BK	KM2100050-20	-	PBT-GF10	BLACK	1

ASSY DESCRIPTION	ASSY PART NO.	CODE
025_II_24F_ASSY_NR	KH2100049-10	-
025_II_24F_ASSY_BK	KH2100049-20	-

DRWN SJ.LEE CHKD KH.PARK APVD CY.CHOI		(주)우주일렉트로닉스 UJU Electronics co.,Ltd.	
TOLERANCES UNLESS OTHERWISE SPECIFIED 0 ± 0.0 ± 0.00 ± 0.000 ± 0.0000 ± ANGLES ± PRODUCT SPEC		UNIT MM THIRD ANGLE PROJECTION 	
MATERIAL SEE TABLE FINISH/COLOR SEE TABLE WEIGHT		NAME 025_II_24F_ASSY CUSTOMER DRAWING DRAWING NO. KH2100049	
APPLICATION SPEC		RESTRICTED TO SIZE A2 SCALE 2:1 SHEET 1 OF 1 REV 1	