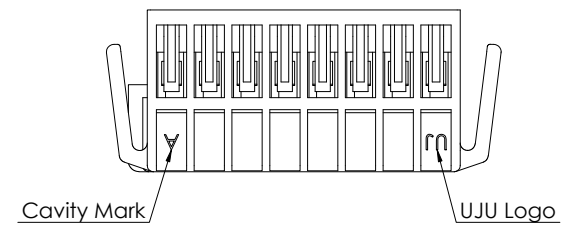
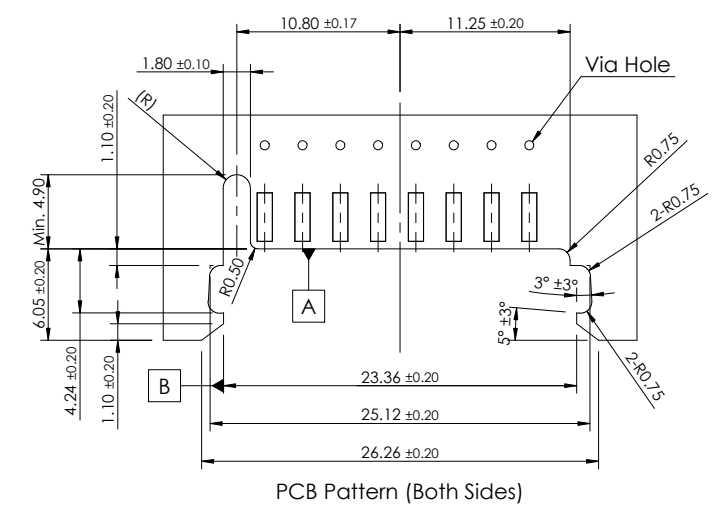
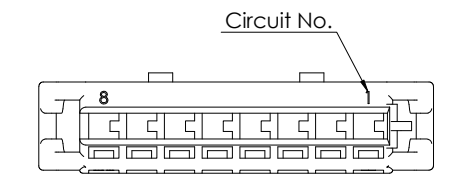
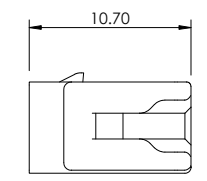
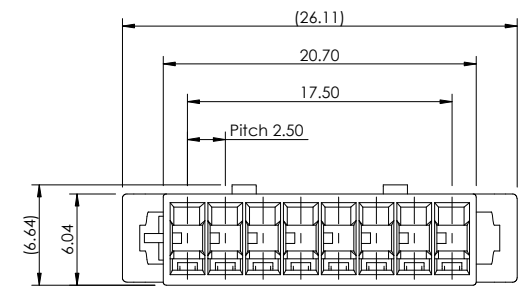
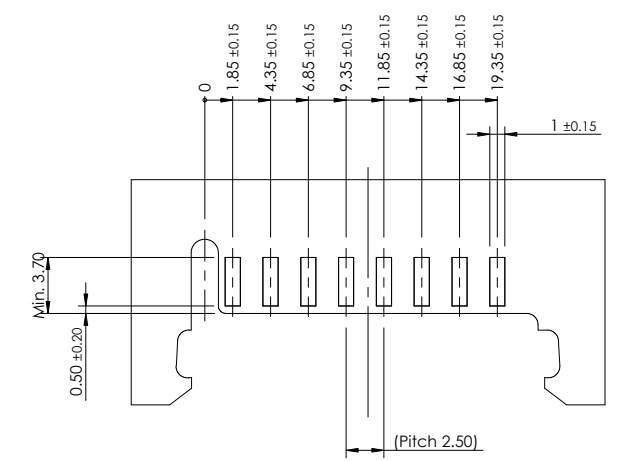
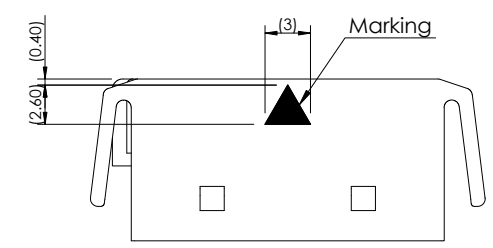
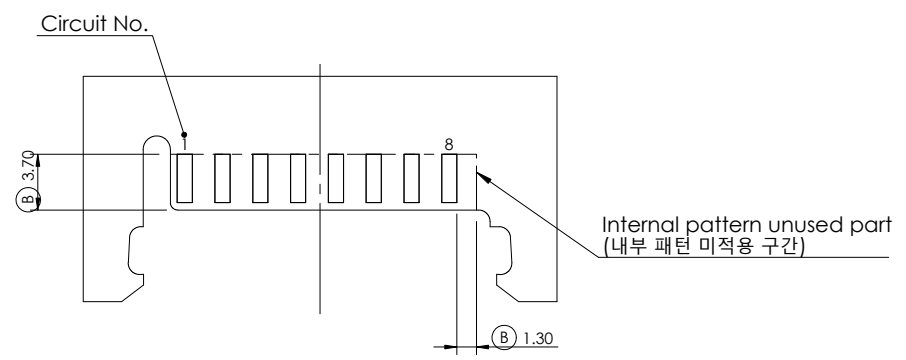
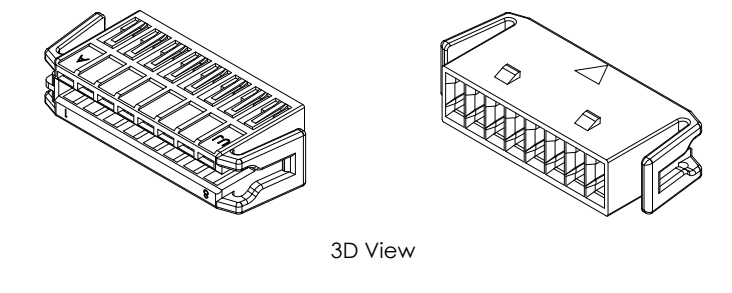


REV	REVISION RECORD	DATE	DRWN	CHKD	APVD
A	RELEASED	23 JAN '19	JK	HS	SH
B	CHANGED (RD-2021-025)	25 FEB '21	JK	KH	CY



-Note 2. (PCB)-

1. Thickness : 1.60 ±0.16
2. Finish : Same as terminal plating  
Ex) Sn HASL ↔ Sn, Au ↔ Au
3. Recommendation : Apply a via hole for connect both sides.
4. Concrete specifications are discussed with UJU.

Table 2.

PCB Slot Rec.	KH1600036-21	Copper Alloy	Pre-Tin	0.3 ~ 0.5
Description	Part No.	Material	Finish	Wire Size (mm)
PCB Slot 8F T/CPA	-	PA66-GF15	Green	

Table 3.

PCB Slot 8F T/CPA	-	PA66-GF15	Green
Description	Part No.	Material	Color
PCB Slot 8F HSG	KH1800031-20 / KH1800031-10	PA66-GF15	Black / White

-Note 1. (Housing)-

1. General Tolerance : ±0.3
2. HSG Description : See Table 1.
3. Applicable Receptacle : See Table 2.
4. Optional Applicable T/CPA : See Table 3.

Table 1.

PCB Slot 8F HSG	KH1800031-20	PA66-GF15	Black	White
Description	Part No.	Material	Finish / Color	Marking Color
PCB Slot 8F HSG	KH1800031-10	PA66-GF15	Natural	Black

TOLERANCES UNLESS OTHERWISE SPECIFIED	UNIT MM
0 ±	THIRD ANGLE PROJECTION
0.0 ±	APPLICABLE SPEC
0.00 ±	
0.000 ±	
0.0000 ±	
ANGLES ±	

DRWN JK. HWANG	(주)우주일렉트로닉스 UJU Electronics co.,Ltd.	
CHKD KH. PARK		
APVD CY. CHOI	NAME PCB Slot 8F HSG	
MATERIAL SEE TABLE	CUSTOMER DRAWING KH1800031	
FINISH/COLOR SEE TABLE	LOC RESTRICTED TO	SIZE A3
WEIGHT	SCALE 2:1	SHEET 1 of 1
		REV B