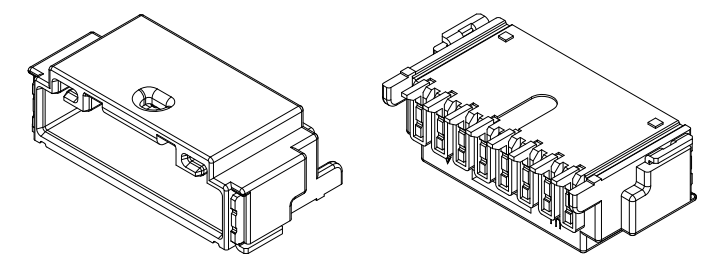
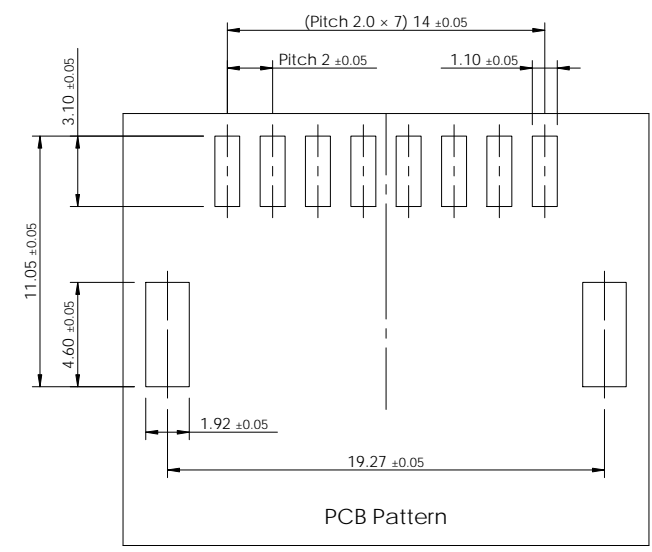
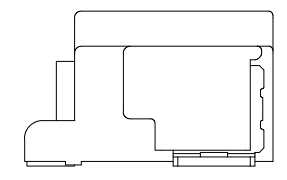
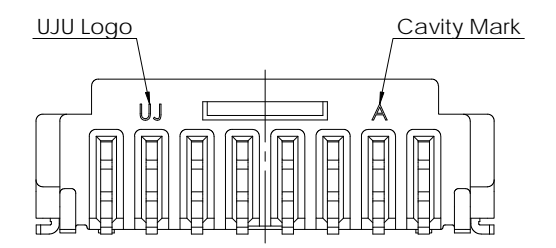
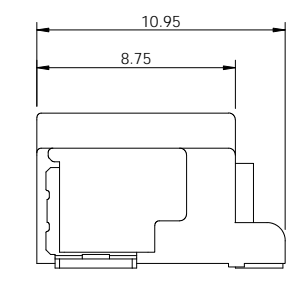
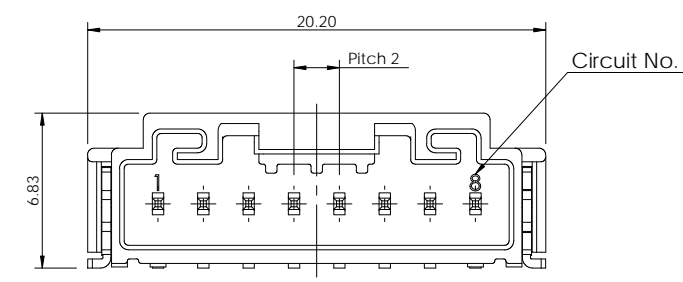
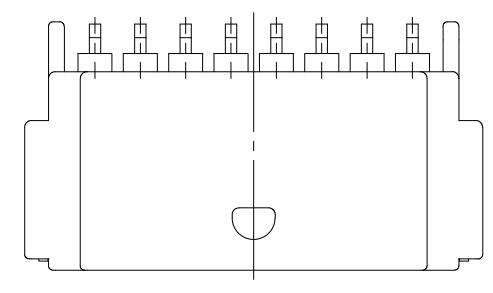


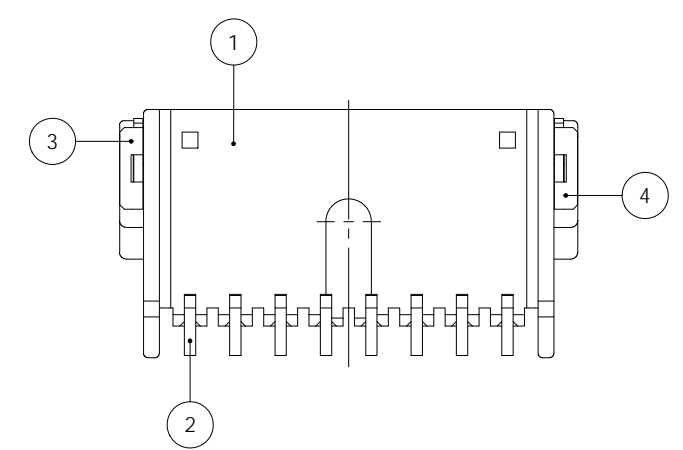
REV	REVISION RECORD	DATE	DRWN	CHKD	APVD
A	RELEASED	01 FEB '19	JK	SH	CY
B	CHANGED (RD-2020-124)	05 OCT '20	JK	SH	CY



3D View



PCB Pattern



-Note-
1. General Tolerance : ±0.30

No.	Description	Material	Finish / Color	Q'ty	KH1700150-60	KH1700150-20	KH1700150-10	Ass'y Part No.
4	020 S SMT Solder Peg HZT-R	Copper Alloy	Post-Tin	1	1	1		
3	020 S SMT Solder Peg HZT-L	Copper Alloy	Post-Tin	1	1	1		
2	020 S SMT Tab TML HZT	Copper Alloy	Post-Tin	8	8	8		
1	020_S_BL_SMT_8M_H_HSG	PA9T-GF30	Red (B)	1	-	-		
			Black	-	1	-		
			Natural	-	-	1		

TOLERANCES UNLESS OTHERWISE SPECIFIED 0 ± 0.0 ± 0.00 ± 0.000 ± 0.0000 ± ANGLES ± PRODUCT SPEC	UNIT MM THIRD ANGLE PROJECTION	DRWN JK. HWANG	(주)우주 일렉트로닉스 UJU Electronics co.,Ltd.
		CHKD KH. PARK	
		APVD CY. CHOI	NAME
		MATERIAL SEE TABLE	020_S_BL_SMT_8M_H_ASSY
		FINISH/COLOR SEE TABLE	CUSTOMER DRAWING
		WEIGHT	DRAWING NO KH1700150
			LOC RESTRICTED TO
			SIZE A3
			SCALE 3:1
			SHEET 1 of 1
			REV B