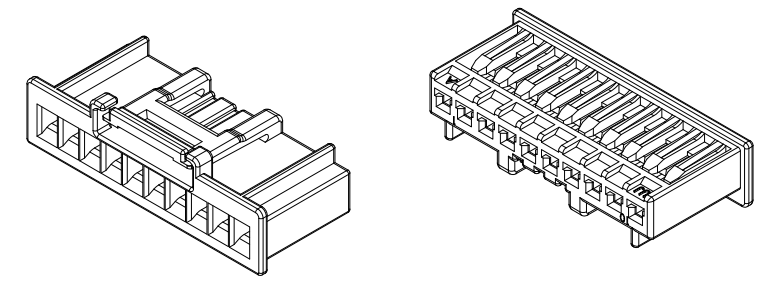
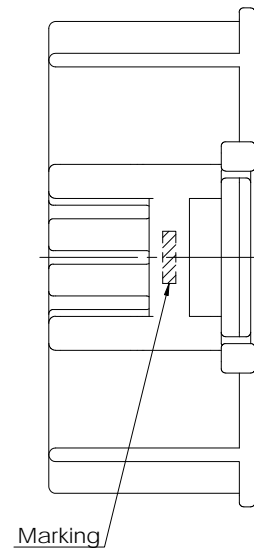


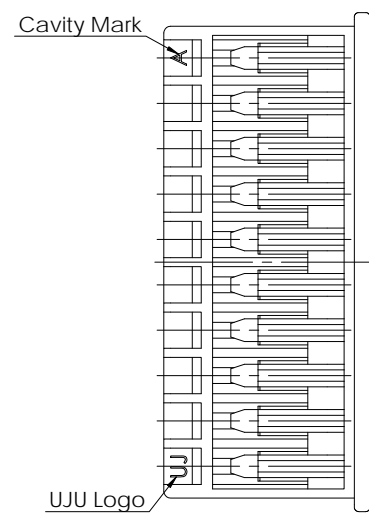
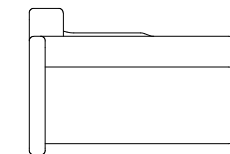
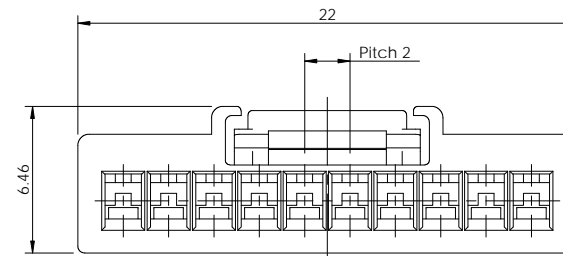
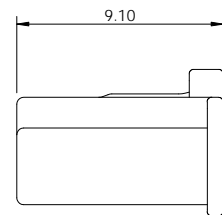
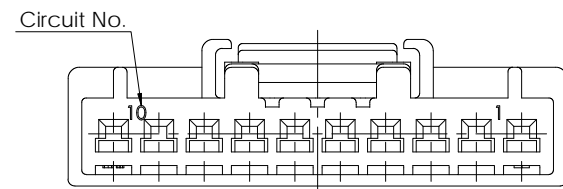
REV	REVISION RECORD	DATE	DRWN	CHKD	APVD
A	RELEASED	08 JUN '18	JK	SH	MJ
B	REVISED	24 JUL '19	JK	KH	CY



3D View



Marking



-Note-

1. General Tolerance : ± 0.3
2. HSG Description : See Table-1
3. Applicable Receptacle : See Table-2

<Table-1>

020_S_10F_HSG	KH1700015-70	PBT-GF30	(B) Green	Black
	KH1700015-60	PBT-GF30	(B) Red	Black
	KH1700015-20	PBT-GF30	Black	White
	KH1700015-10	PBT-GF30	Natural	Black
Description	Part No.	Material	Finish / Color	Marking Color

<Table-2>

020 S Female Terminal	KH1400004-21	Copper Alloy	0.30
Description	Part No.	Material	Wire Size (mm)

TOLERANCES UNLESS OTHERWISE SPECIFIED	
0	±
0.0	±
0.00	±
0.000	±
0.0000	±
ANGLES	
	±

UNIT	
MM	
THIRD ANGLE PROJECTION	

DRWN JK. HWANG	(주)우주일렉트로닉스 UJU Electronics co.,Ltd.					
CHKD KH. PARK						
APVD CY. CHOI						
MATERIAL SEE TABLE	NAME 020_S_10F_HSG					
FINISH/COLOR SEE TABLE	CUSTOMER DRAWING		DRAWING NO KH1700015			
WEIGHT	LOC	RESTRICTED TO	SIZE A3	SCALE 3:1	SHEET 1 of 1	REV B