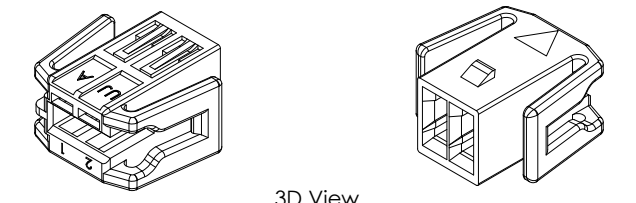
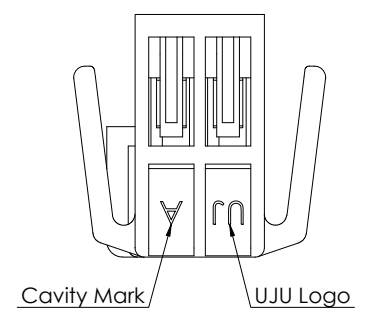
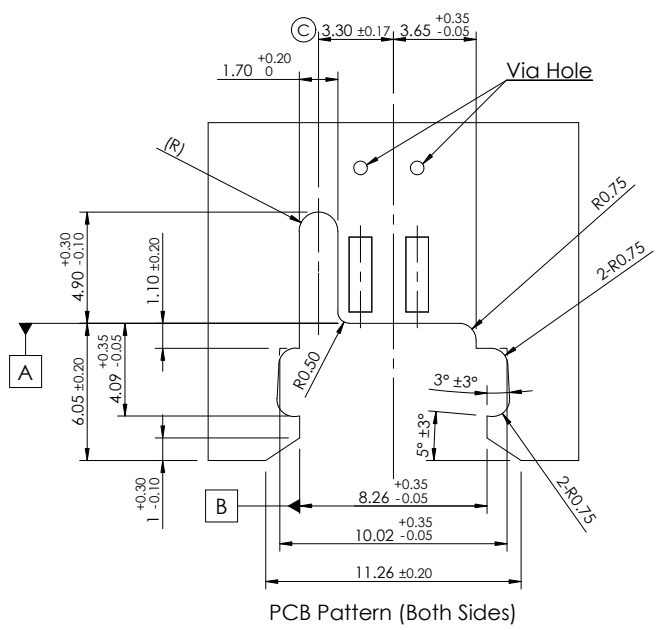
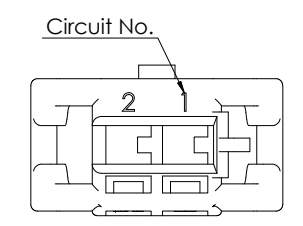
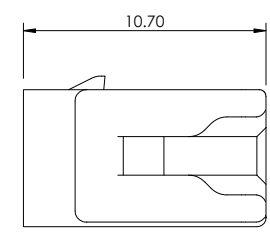
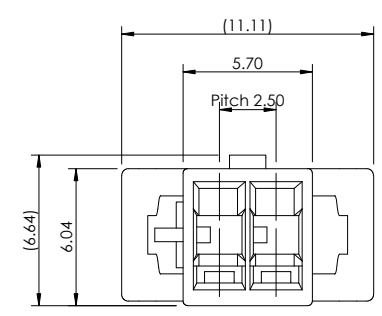
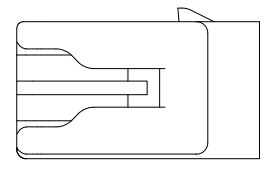
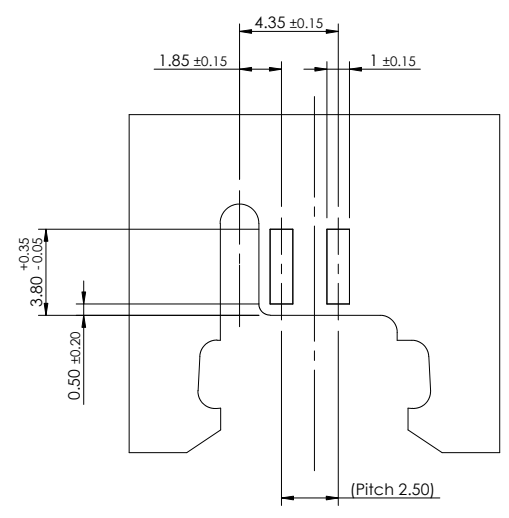
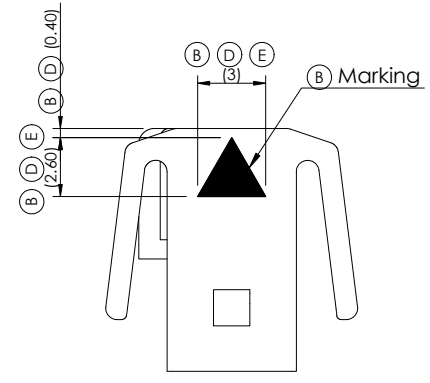
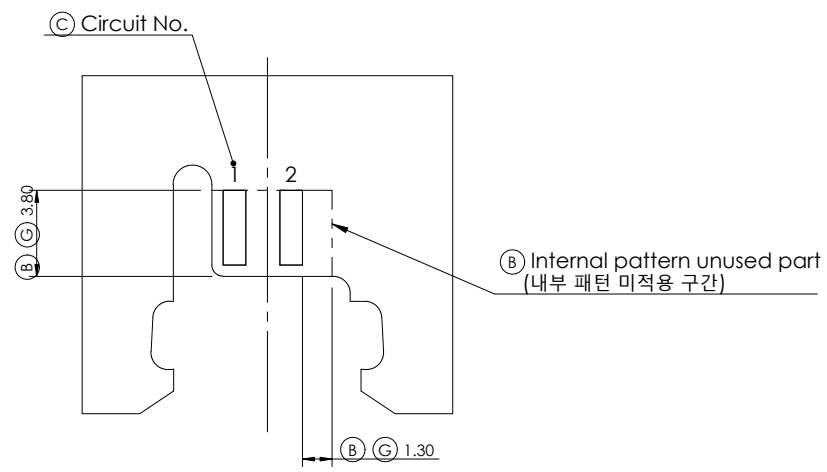


REV	REVISION RECORD	DATE	DRWN	CHKD	APVD
A	RELEASED	29 SEP '17	JK	CY	SJ
B	CHANGED	06 NOV '17	JK	CY	SJ
C	CHANGED	08 NOV '17	JK	CY	SJ
D	CHANGED	19 DEC '17	JK	CY	SJ
E	CHANGED	27 DEC '17	JK	CY	SJ
F	CHANGED	06 MAR '18	JK	SH	MJ
G	CHANGED (RD-2021-025)	25 FEB '21	JK	KH	CY



3D View



-NOTE 1. (Housing)-

1. General Tolerance : ±0.3
2. HSG Description : See TABLE 1.
3. Applicable Receptacle : See TABLE 2.
4. Optional Applicable T/CPA : See TABLE 3.(E)

TABLE 1.

PCB Slot 2F HSG	KH1600037-20	PA66-GF15	Black	White
	KH1600037-10		Natural	Black
Description	Part No.	Material	Finish / Color	Marking Color

TABLE 2.

PCB Slot Rec.	KH1600036-21	Copper Alloy	Pre-Tin	0.3 ~ 0.5
Description	Part No.	Material	Finish	Wire Size (mm)

TABLE 3.(E)

PCB Slot 2F T/CPA	KH1700026-70	PA66-GF15	Green
Description	Part No.	Material	Color

-NOTE 2. (PCB)-

1. Thickness : 1.60 ± 0.16
2. Finish : Same as terminal plating
Ex) Sn HASL → Sn, Au → Au
3. Recommendation : Apply a via hole for connect both sides.
4. Concrete specifications are discussed with UJU.

TOLERANCES UNLESS OTHERWISE SPECIFIED	UNIT MM	THIRD ANGLE PROJECTION
0 ±		
0.0 ±		
0.00 ±		
0.000 ±		
0.0000 ±		
ANGLES ±		
PRODUCT SPEC	APPLICATION SPEC	

DRWN JK. HWANG	(주)우주일렉트로닉스 UJU Electronics co.,Ltd.	
CHKD KH. PARK		
APVD CY. CHOI	NAME PCB Slot 2F HSG	
MATERIAL SEE TABLE	CUSTOMER DRAWING KH1600037	
FINISH/COLOR SEE TABLE	LOC RESTRICTED TO	SIZE A3
WEIGHT	SCALE 3:1	SHEET 1 of 1
		REV G