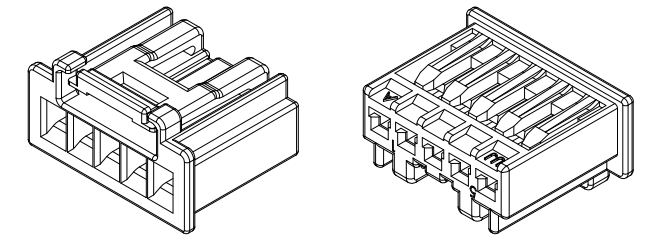
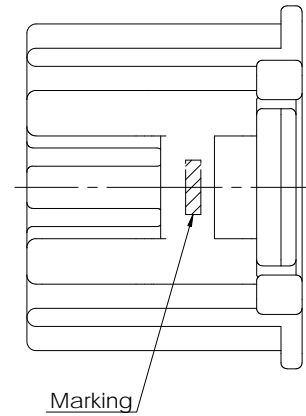


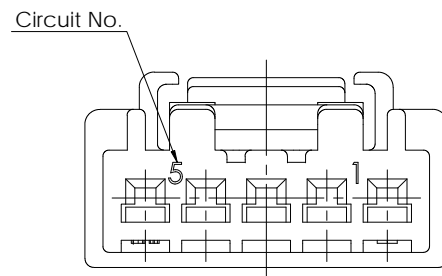
REV	REVISION RECORD	DATE	DRWN	APVD
A	RELEASED	09 NOV '15	JK	SJ



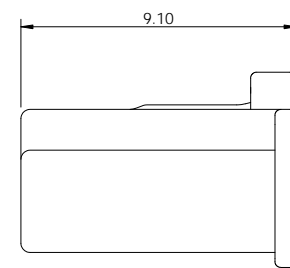
3D View



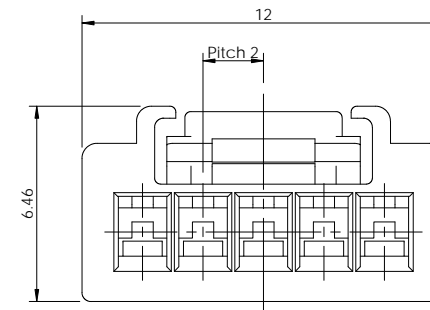
Marking



Circuit No.



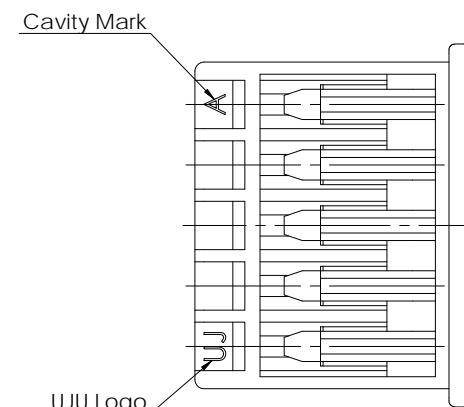
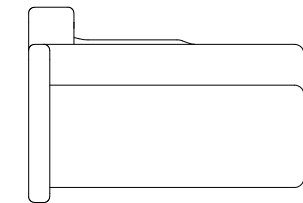
9.10



12

Pitch 2

6.46



Cavity Mark

UJU Logo

-NOTE-

1. General Tolerance : ± 0.3
2. HSG Description : See TABLE-1
3. Applicable Receptacle : See TABLE-2

TABLE-1

020 S 5F HSG	KH1500004-70	A	PA66-GF15	Green	Black
	KH1500004-60	A		Red	Black
	KH1500004-20	A		Black	White
	KH1500004-10	A		Natural	Black
Description	Part No.	Rev.	Material	Finish / Color	Marking Color

TABLE-2

020 S REC	KH1400004-31	Copper Alloy (Pre-Au)	0.30
	KH1400004-21	Copper Alloy (Pre-Tin)	
Description	Part No.	Material	Wire Size (mm)

TOLERANCES UNLESS OTHERWISE SPECIFIED	
0	\pm
0.0	\pm
0.00	\pm
0.000	\pm
0.0000	\pm
ANGLES	\pm
PRODUCT SPEC	APPLICATION SPEC

UNIT	
MM	
THIRD ANGLE PROJECTION	

DRWN JK. HWANG	 (주)우주일렉트로닉스 UJU Electronics co.,Ltd.	NAME		020 S 5F HSG	
CHKD YD. LEE		MATERIAL		SEE TABLE	
APVD SJ. SONG		FINISH/COLOR		SEE TABLE	
WEIGHT		CUSTOMER DRAWING		DRAWING NO	
LOC	RESTRICTED TO	SIZE	SCALE	SHEET	REV
		A3	4:1	1 of 1	A

A

B

C