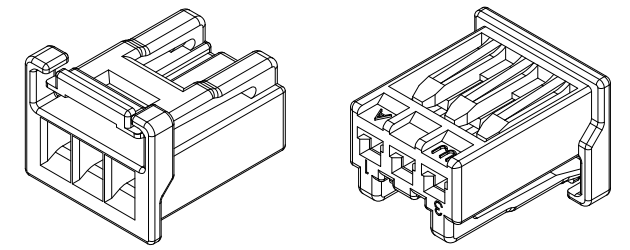
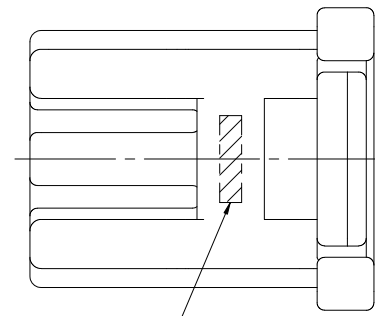


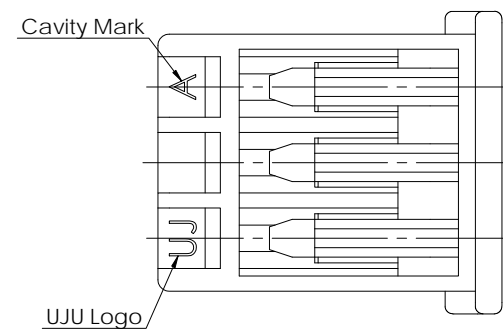
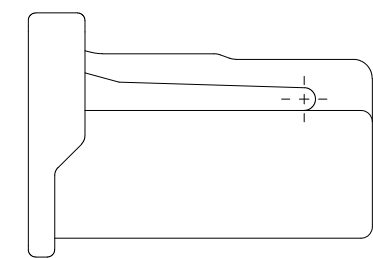
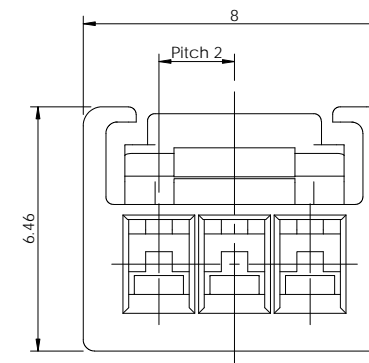
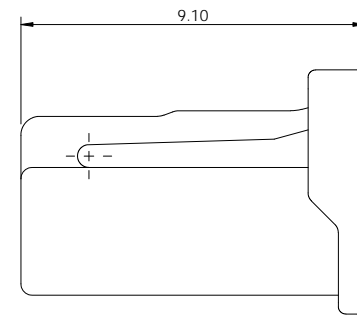
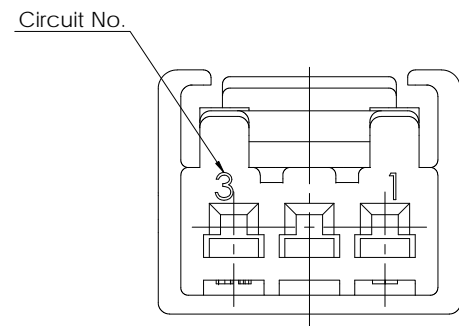
REV	REVISION RECORD	DATE	DRWN	CHKD	APVD
A	RELEASED	09 NOV '15	JK	YD	SJ
B	REVISED	09 JUL '18	JK	SH	MJ
C	REVISED	17 DEC '18	JK	SH	MJ



3D View



Marking



-Note-

1. General Tolerance : ± 0.3
2. HSG Description : See Table-1
3. Applicable Receptacle : See Table-2

<Table-1>

020 S 3F HSG	KH1400048-70	PA66-GF15	Ⓒ Green	Black
	KH1400048-60		Ⓑ Red	Black
	KH1400048-20		Black	White
	KH1400048-10		Natural	Black
Description	Part No.	Material	Finish / Color	Marking Color

<Table-2>

020 S Female Terminal	KH1400004-21	Copper Alloy	0.30
Description	Part No.	Material	Wire Size (mm)

TOLERANCES UNLESS OTHERWISE SPECIFIED	
0	±
0.0	±
0.00	±
0.000	±
0.0000	±
ANGLES	±

UNIT MM	
THIRD ANGLE PROJECTION	
PRODUCT SPEC	APPLICATION SPEC

DRWN	JK. HWANG
CHKD	SH. LEE
APVD	MJ. BANG
MATERIAL	SEE TABLE
FINISH/COLOR	SEE TABLE
WEIGHT	

(주)우주 일렉트로닉스 UJU Electronics co.,Ltd.		NAME		020 S 3F HSG	
		CUSTOMER DRAWING		DRAWING NO	
LOC		RESTRICTED TO	SIZE	SCALE	SHEET
			A3	5:1	1 of 1
					REV
					C